



Adapter/Balancer/Charger/Balancer Charger Product List



All products are customized upon your requirements
welcome to OEM & ODM

Chargery Power Co.,Ltd.

Head Office

Address: 2-1603 Building 2, ChuangYe Road, NanShan District, ShenZhen, P.R. China

Zip code: 518054

Te: (+86) 755 2643 6165 Fax: (+86) 755 2641 2865

Email: admin@chargery.com.cn

Skype: jasonwang3a MSN: jeromewang@msn.com

Website: www.chargery.com


The **CHARGER** power aims to bring innovation and quality products to the RC market and electric bicycle / Scooter industry. Mainly develop and manufacture large and middle power adapter and power supply, Charger, BMS, Cell saver, Cell balancer, Battery SOC dashboard. Advanced energy transform technology and high accuracy MCU ADC detection technology assure the higher efficiency and safety. Chargery power protects the battery pack from explosion, over charged, over discharged or overheating, even out of control while driving or fighting.

Chargery power release featured new products, intelligent and revolution, packed with precise battery gauge detection, automatically alarm and charge/discharge cutting-off, and built-in cell balancer. Chargery will change the way you experience the R/C model and E-scooter, for the better.

AC Plug



DC Plug for charger



Adapter wire for different connector



Alligator to 4mm banana



Alligator to coaxial



Tamiya to 4mm banana



JST to 4mm banana




DEANS to 4mm banana

Model	Battery Type	Battery Number	Charge/discharge	Description	Cert.
BMS8	Li-ion/LiPo/LiFe	3-8 cells,	Charge rate: up to 25A Discharge rate: 25A continue, 100A burst	Automatically cut-off the charge or discharge while over charge, over discharge, over current, over temperature or short circuit. Nixie display indicator display cell voltage, total vottage and cell voltage difference	CE and RoHS
BMS8Pro	Li-ion/LiPo/LiFe	3-8 cells,	Charge rate: up to 50A Discharge rate: 75A continue, 300A burst	Automatically cut-off the charge or discharge while over charge, over discharge, over current, over temperature or short circuit. Nixie display indicator display cell voltage, total vottage and cell voltage difference	CE and RoHS
BMS16	Li-ion/LiPo/LiFe	2-16 cells	Charge rate: up to 100A Discharge rate: up to 300A	Automatically cut-off the charge or discharge while over charge, over discharge, over current, over temperature or short circuit. TFT LCD display SOC, cell voltage, temperature and so on.	CE and RoHS
BMS16Pro NEW	Li-ion/LiPo/LiFe	2-16 cells	Charge rate: up to 100A Discharge rate: up to 300A Balance current:1.2A/cell	Automatically cut-off the charge or discharge while over charge, over discharge, over current, over temperature or short circuit. TFT LCD display SOC, cell voltage, temperature and so on.	CE and RoHS
BMS24	Li-ion/LiPo/LiFe	2-24 cells	Charge rate: up to 100A Discharge rate: up to 300A Balance current:1.2A/cell	Automatically cut-off the charge or discharge while over charge, over discharge, over current, over temperature or short circuit. TFT LCD display SOC, cell voltage, temperature and so on.	CE and RoHS



BMS8




BMS8Pro




BMS16



Current Sensor



BMS16Pro




BMS24

Any models can not meet your demands in the list, feel free to check with CHARGERY.

Super BEC for High Voltage digital Serso

Model	Application	out power	Input	Output	Cert.
BEC10A	Receiver,Servo	126W max.	3S-14S LiPo or DC9-60V	5.5V, 6V,7.4V,8.4V output, 10A continue, 15A burst. 10V Over voltage protection on output	CE and RoHS
BEC15A	Receiver,Servo	168W max,	3S-14S LiPo or DC9-60V	5.5V, 6V,7.4V,8.4V output, 15A continue, 20A burst,10V Over voltage protection on output	CE and RoHS
BEC20A	Receiver,Servo	210W max.	3S-14S LiPo or DC9-60V	5.5V, 6V,7.4V,8.4V output, 20A continue, 25A burst, 10V Over voltage protection on output	CE and RoHS
BECLV	Receiver,Servo	168W max,	2S-6S LiPo or DC6.6-25V	5.4V, 5.9V,7.4V,8.4V output, 10A continue, 15A burst, short protection on output	CE and RoHS



Any models can not meet your demands in the list, feel free to check with CHARGER.

BMS for LiPo / Li-ion/LiFe battery pack applied to R/C model or EV

NEW!!! 3S~16S LiPo&LiFe Battery Monitor/Saver

MODEL	battery type	cell count	Description
BM6	LiPo/LiFe	2S-6S	0.001V display resolution; 0.005V detection precision; Display cell voltage, total voltage and cell voltage difference; Sound Alarm when any cell voltage under the voltage range from 2.00-4.00V you set in discharge or in Flight, over 4.220V in charge.



the total voltage of 3S battery




The difference of cell voltage



The voltage of cell 3

BS6	LiPo	2S-6S	0.01V detection precision; Sound Alarm and big power LED when any cell voltage under the voltage range from 3.0-3.6V you set in discharge or in Flight
------------	------	-------	--


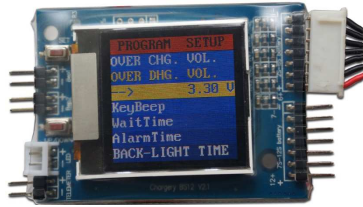


BS6


BD6

BD6	LiPo/LiFe	2S-6S	0.01V display resolution; Display cell voltage and total voltage
------------	-----------	-------	--

BS12	LiPo/LiFe	2S-12S	0.01V detection precision; Sound Alarm and High Light LED when any cell voltage under the voltage range from 2.0-4.0V you set in discharge or in Flight. TFF colorful LCD display
-------------	-----------	--------	---



BM16 V3.1	LiPo/LiFe	3S-16S	0.01V detection precision; Sound Alarm and High Light LED when any cell voltage under the voltage range from 2.0-4.0V you set in discharge or in Flight. TFF colorful LCD display, Alarm port for Relay.
------------------	-----------	--------	--




Any models can not meet your demands in the list, feel free to check with CHARGER.

Smart Balance Charger for LiPo/Li-ion/LiFe, NIMH/NICD and Pb battery pack applied to R/C model or EV, HEV, PHEV

Model	Battery Type	Battery Number	Input	Output	Certification
320B HOT	Li-ion/LiPo/LiFe	2-3 cells with less than 2AH	DC 11-18V 1.5A	DC 12.6V 25W max., 1.0 or 2.0A charge current; Built-in cell balancer.	CE and RoHS
440B	Li-ion/LiPo/LiFe	2-4 cells	DC 11-18V 5A	DC 16.8V 35W max., 0.1-4.0A charge current, step 0.1A; Built-in cell balancer. Cell voltage monitor, balancer, discharger, charger 4in1 , LCD display.	CE and RoHS
620B	Li-ion/LiPo/LiFe	2-6 cells	DC 11-18V 6A	DC 25.2V max., 0.3-3.0A 50W ; Built-in cell balancer. LED indicator. Charge 2*3S or 3*2S battery packs simultaneously.	CE and RoHS
0410B	Li-ion/LiPo/LiFe	2-4S Racing Car battery	DC 11-18V 8A	DC 16.8V Max., Up to 10A ; Built-in cell balancer; balance while charge, LCD display. 80W maximal power. Charge 2*2S battery packs simultaneously.	CE and RoHS
650B	Li-ion/LiPo/LiFe NiMH/NiCd, Pb	1-6 lipo/Li-ion/LiFe cells, 1-15NiMH, 2-20V Pb	DC 11-18V 6A	charge rate up to 5A ; Built-in cell balancer; balance while charge, LCD display. 50W maximal power. Charge 2*2S battery packs simultaneously.	CE and RoHS
256B	Li-ion/LiPo/LiFe NiMH/NiCd, Pb	1-6 lipo/Li-ion/LiFe cells, 1-20NiMH, 2-24V Pb	DC 10-30V 30A	charge rate up to 25A ; Built-in cell balancer; balance while charge, LCD display. 500W maximal power.	COMING SOON

Connector Conversion Board (CCB) and Conversion Wire are specially designed for balancer and balance charger to fit all kinds of battery pack with different connector



Any models can not meet your demands in the list, feel free to check with CHARGERY.

PFC Switching Power Supply

Model	Application	output power	Input	Output, Size and weight	Cert.
A1	320B-1A	15W	AC 100-240V 50/60Hz	DC 12.0V 1.5A, 75*50*34mm 100g	CE and RoHS
A3	320B-2A	36W		DC 12.0V 3.0A, 75*35*34mm 100g	CE and RoHS
A6	440B, 620B,650B	75W		DC 12.0V, 6A, 130*55*30mm 300g	CE and RoHS
A12 V2.0	0410B, 0610B	150W	AC 90-265V 50/60Hz	DC 12.5V, 12.0A, intelligent colling fan, 150*68*46mm 480g	CE and RoHS
A30	DC charger under 300W	350W	AC 100-240V 50/60Hz	DC 14.0V, 25A, DUAL intelligent colling fan, 190*95*56mm 930g	CE and RoHS
S400 HOT	DC charger under 400W	400W	AC 100-250V 50/60Hz	With active PFC, DC 6-15V adjustable, 27A 400W max., intelligent colling fan, digital LED display voltage and current. 145*106*55mm, 0.8Kg	CE and RoHS
S600	DC charger under 600W	600W	AC 90-265V 50/60Hz	With active PFC, DC 10-18V adjustable, 33A 600W max., intelligent colling fan, digital LED display voltage and current. 223*106*55mm, 1.25Kg	CE and RoHS
S1200 HOT	DC charger under 1000W, such as 3010B 306B	1200W		With active PFC, DC11.5-24.5V adjustable, 50A 1200W max., intelligent colling fan, digital LED display voltage and current. 286*145*68mm, 2.3Kg	CE and RoHS
S1500 v2.0 HOT	DC Charger under 1500W. powerLab 8M, Icharger	1500W		DC 10-30.0V adjustable, 60A 1500W max., intelligent colling fan, TFT LCD display voltage, current, power and temperature. 255*145*68mm, 2.3Kg	CE and RoHS
S3000		3000W		DC 10-60.0V adjustable, 50A 3000W max., intelligent colling fan, TFT LCD display voltage, current, power and temperature. 255*145*68mm, 2.3Kg	COMING SOON



A6



A12 V2.0



A30



Business item:

- MOQ: 30-500PCS for different models
- Payment: T/T in advance or deposit 30%
- Lead time:5-30days
- Samples: NO MOQ Limit
- Warranty:12 or 24 months from date of purchasing

CHARGER Power products are designed and manufactured specially for R/C model, it is inspected and tested according to ISO 9001:2000 and other international standard such as CE, UL. etc..

Make sure to check back frequently as we have many new products to be added shortly. These products, as with all the CHARGER Power product line are sure to offer you the ultimate in performance and value.

CHARGER products include AC chargers, BMS, power supply and balance chargers - a total power solution family for R/C model and EV, HEV.



Any models can not meet your demands in the list, feel free to check with CHARGER.